



## Vegetable Washer Tilting Basket Vegetable Washer 14/70kg

ITEM # \_\_\_\_\_

MODEL # \_\_\_\_\_

NAME # \_\_\_\_\_

SIS # \_\_\_\_\_

AIA # \_\_\_\_\_



**660036 (LV500R)**

Vegetable washer with  
tilting well capacity 500 lt,  
charge for cycle: 14/70 Kg

### Short Form Specification

Item No. \_\_\_\_\_

Made from 304 AISI stainless steel. Double inclined well bottom to allow automatic cleaning. Washing system by water vortex; multiple diffuser for uniform water vortex; automatic water filling. The lifting of the basket at the end of the washing cycle is achieved by a reliable and safe linear motor controlled by double push button with alarm. IP25 water protection.

Well capacity: 500 lt. Load per cycle: 14 kg (light vegetables); 70 kg (heavy vegetables). Cycle duration: 2-3 min.

### Main Features

- Double inclined well bottom to allow automatic cleaning of the unit.
- Washing well shaped to achieve an efficient water vortex.
- Basket lifting at the end of the cycle achieved by means of a linear motor controlled by a double push button with alarm.
- "Soft-action" manual ball valve regulates the wash water loading and pressure.
- Multiple diffuser to uniform water vortex and a solenoid valve to expedite water loading and drainage.
- Simple control panel with emergency stop and an acoustic alarm switch.
- Cycle duration of 2 to 3 minutes.
- Mounted on adjustable stainless steel legs.
- IP25 protection against water jets, solid objects and small animals (larger than 6 mm).

### Construction

- 304 AISI stainless steel construction throughout.
- Wells to have a capacity of 14 kg of light vegetables or 70 kg of heavy vegetables per cycle.

APPROVAL: \_\_\_\_\_



# Vegetable Washer Tilting Basket Vegetable Washer 14/70kg

Electric

**Total Watts:** 1.6 kW

Key Information:

**External dimensions, Width:** 1800 mm

**External dimensions, Depth:** 1000 mm

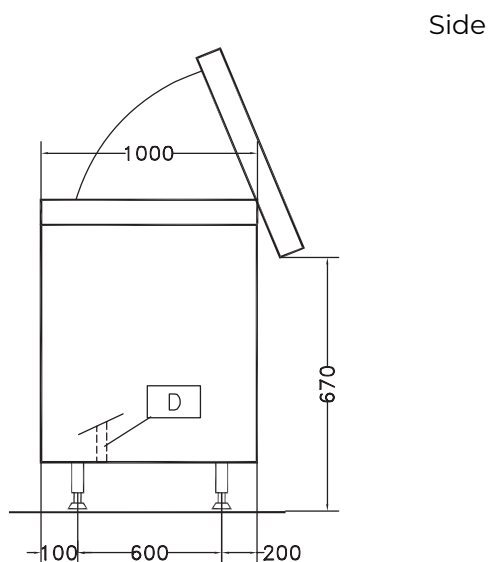
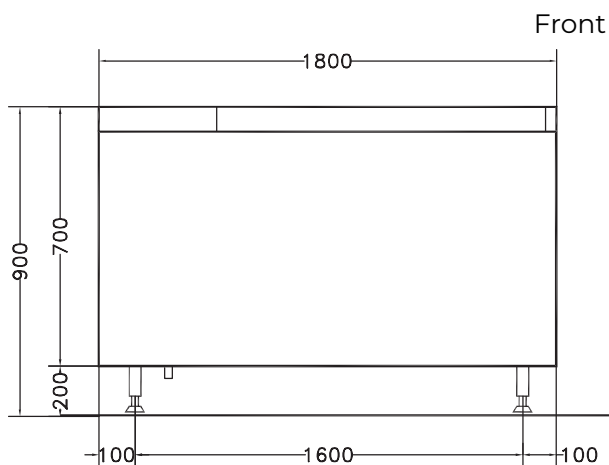
**External dimensions, Height:** 850 mm

**Shipping weight:** 296 kg

**Usable well capacity:** 500 lt

**Load per cycle - light vegetables:** 14 kg

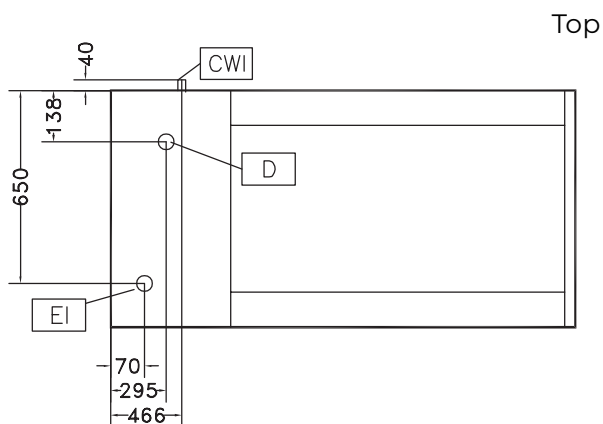
**Load per cycle - heavy vegetables:** 70 kg



**CWI** = Cold Water inlet 1  
(cleaning)

**D** = Drain

**EI** = Electrical inlet  
(power)



Vegetable Washer  
Tilting Basket Vegetable Washer 14/70kg

The company reserves the right to make modifications to the products without prior notice. All information correct at time of printing.

2026.02.10